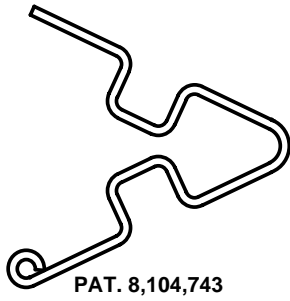


QuickFish

Rapid Pullstring Installation Device
For Electrical Conduit Systems



Manufactured By Novel Solutions
Hobart, Indiana



WARNING

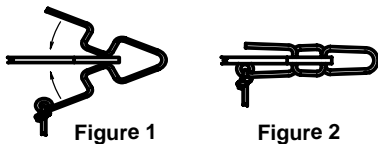
QuickFish can become a dangerous and blinding projectile. Always wear goggles while handling QuickFish.

QuickFish should only be installed into an empty and professionally constructed conduit system that meets or exceeds all applicable national, state, and local electrical codes. All conduit ends should be cut flush and reamed to the proper cross sectional diameter. Never attempt to install QuickFish into a conduit system that has wires, kinks, improperly reamed ends, or inadequate radii for the bends.

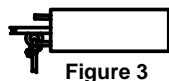


INSTRUCTIONS

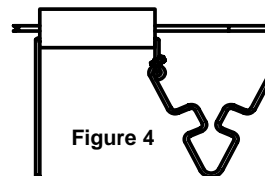
1. Always wear goggles while handling QuickFish.
2. Tie a pullstring to the looped end of the QuickFish spring and position both leg protrusions adjacent to a fishtape eyelet. Squeeze the QuickFish legs towards each other as indicated in Figure 1 to engage the fishtape eyelet as shown in Figure 2.



3. While engaged to a fishtape eyelet, insert the QuickFish spring into a conduit run as shown in Figure 3.



4. Push the fishtape through the conduit run until it exits the other end. Upon exiting, the QuickFish spring will return to its original shape, disengaging from the fishtape and allowing fishtape removal as shown in Figure 4.



For further documentation pertaining to the suggested use and limitations of the QuickFish product line or for online purchasing, please visit the Novel Solutions web site.

(PayPal account required for purchase)
<http://www.novelsolutionsonline.com>